

**♩=125 Ballad Swing**


*f* pls focus on timing, it must be EXACT

SOPRANO




here whoa\_ here whoa\_ here whoa\_ here whoa\_

MEZZO



ooh\_ here whoa-oh la da da da da da

ALTO



ooh ooh ooh ooh

TENOR



ooh focus on timing, it must be EXACT here whoa\_ here la da da da da da

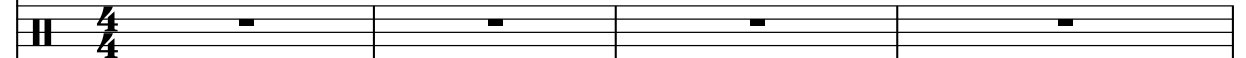
BARITONE



ooh ooh do do doo whoa\_ oh do do

**♩=125 Ballad Swing**

BEATBOX



Empty staff with a double bar line at the beginning.

5

here whoa\_ here whoa\_ here whoa\_ here whoa\_

oh\_ here whoa whoa ah

ooh ooh ooh ooh

whoa\_ la da da da ah

doo do ooh do do la da da da ah

The musical score consists of six staves. The first staff is a vocal line with lyrics 'here whoa\_ here whoa\_ here whoa\_ here whoa\_'. The second staff is a vocal line with lyrics 'oh\_ here whoa whoa ah'. The third staff is a vocal line with lyrics 'ooh ooh ooh ooh'. The fourth staff is a vocal line with lyrics 'whoa\_ la da da da ah'. The fifth staff is a vocal line with lyrics 'doo do ooh do do la da da da ah'. The sixth staff is a piano accompaniment line with a double bar line at the beginning and rests throughout.

10

I'm *mf* so-rry if I seem un in-trest-ed or I'm not lis-ten-ing or

la da da da da da

*p* 3 *the wap must be on point*

la da da da ooh wap ooh wap ooh wap

*p* 3 *the wap must be on point*

la da da da ooh wap ooh wap ooh wap

*p*

3 3

b ts ts k ts ts b ts k ts b ts k ts b ts k ts

14

*the wap must be on point* **3**

I'm in di-fer-ent ooh wap la da da da ooh wap

tru-ly I ain't got no bus-iness here but since my friends are here

ooh wap ~~ooh wap~~ *the wap must be on point* wap ooh wap

ooh wap ooh wap ooh wap ooh wap

ooh wap ooh wap ooh wap ooh wap

b ts b b **3** k ts ts b ts k ts b ts k ts b ts k ts

18

*light and airy*

ooh wap do do do do do do do do

*pp*  
I just came to kick it but rea-lly I would ra-ther be at home all by my-self not in this

ooh wap dum dum dum dum da dum dum dum da

ooh wap ooh wap ooh wap

ooh wap ooh wap ooh wap

b ts b b k ts ts b ts ts ts k ts ts ts b ts ts ts k ts ts ts

do do do do do do do do do do do do

room with peo-ple who don'te - ven care a-bout my well-be ing I don't dance don't ask

dum dum dum dum da dum dum dum da dum dum dum da

ooh wap ooh wap ooh wap

ooh wap ooh wap ooh wap

b ts ts ts k ts ts ts b ts ts ts k ts ts ts b ts ts ts k ts ts ts

24

do do do do do do do do do do do do

I don't need a boy-friend so you can go back please en-joy your par-ty I'll be

dum dum dum dum da dum dum dum dum da dum dum dum da

ooh wap ooh wap ooh wap

ooh wap ooh wap ooh wap

b ts ts ts k ts ts ts b ts ts ts k ts ts ts b ts ts ts k ts ts ts

Detailed description: This is a musical score for a song. It consists of six staves. The first staff is a vocal line with a treble clef and a key signature of one flat (Bb), containing the lyrics 'do do do do do do do do do do do do'. The second staff is a vocal line with a treble clef and the same key signature, containing the lyrics 'I don't need a boy-friend so you can go back please en-joy your par-ty I'll be'. The third staff is a vocal line with a treble clef and the same key signature, containing the lyrics 'dum dum dum dum da dum dum dum dum da dum dum dum da'. The fourth staff is a vocal line with a treble clef and the same key signature, containing the lyrics 'ooh wap ooh wap ooh wap'. The fifth staff is a vocal line with a bass clef and the same key signature, containing the lyrics 'ooh wap ooh wap ooh wap'. The sixth staff is a percussion line with a double bar line and a key signature of one flat, containing the lyrics 'b ts ts ts k ts ts ts b ts ts ts k ts ts ts b ts ts ts k ts ts ts'. The percussion line uses 'x' marks above the notes to indicate hits.

27

whoa ooh ooh

here do do do do do do do

here in there in the back room ho-ping some-one wants to leave soon with this

here do here da da do da da

b ts ts ts k ts ts ts b ts ts ts k ts ts ts



30

ooh

do do do do do do do do do do do do

boy who's flir-ting I can hard-ly hear O-ver this mu-sic I don't lis-ten to and

do zm da da zm da da

do da da do da da do da da

b ts ts ts k ts b ts ts ts k ts ts ts b ts ts ts k ts ts ts

Detailed description: This musical score page contains six staves. The top staff is a vocal line with a treble clef and a key signature of one flat, featuring a triplet of eighth notes and the vocalization 'ooh'. The second staff is a vocal line with a treble clef and a key signature of one flat, consisting of a sequence of dotted quarter notes labeled 'do'. The third staff is a vocal line with a treble clef and a key signature of one flat, containing the lyrics 'boy who's flir-ting I can hard-ly hear O-ver this mu-sic I don't lis-ten to and'. The fourth staff is a vocal line with a treble clef and a key signature of one flat, with lyrics 'do zm da da zm da da'. The fifth staff is a vocal line with a bass clef and a key signature of one flat, with lyrics 'do da da do da da do da da'. The sixth staff is a guitar part with a treble clef and a key signature of one flat, showing a sequence of chords marked with 'x' and labeled with phonetic syllables: 'b ts ts ts k ts b ts ts ts k ts ts ts b ts ts ts k ts ts ts'.

33

ooh\_\_\_\_\_ *f* here oh oh oh

do do do do do do do do ooh\_\_\_\_\_ *f*

I don't wa-nna get with you so tell my friends that I'll be o-ver here do *f*

zm da da zm da da here whoa\_\_\_\_\_ *f*

do da da do da da ooh *f*

b ts ts ts k ts ts ts b ts ts ts k ts ts ts b b ts

36

here oh oh oh here oh oh oh here oh oh oh oh oh oh

— here whoa-oh la da da da da da oh

ooh ooh *ff* I ask my self what am I do ing here

— here here

ooh do do doo whoa oh do do doo do

b b b ts b b b b b ts b b b ts b b b ts

here oh oh oh here *mp* ooh wap

*f* here *ff* whoa oh *mp* do do

ooh ooh and I can't wait 'til we can break up out-ta here ta ta da *mp*

la da da da

ooh do do la da da da excuse me if I seem a

b b b ts b b b b b ts b b b ts b ts k ts

44

ooh wap ooh wap ooh wap

la da da da do la da da da da da da

da da da da da da da da da da

lit-tle un - im - pressed with this an an - ti so - cial pess - im - ist and us - ually I don't mess with this and

b ts k ts b ts k ts b ts b b k ts ts

ooh wap ooh wap ooh wap

do do la da da da do

da da da da da da da da da da

I know you mean on-ly the best and your in - ten-tions aren't to bo-ther me but

b ts k ts b ts k ts b ts k ts

50

*p* light and airy

ooh wap do do do do do do do do

some-where with my peo-ple we can lis-ten to some mu-sic with a

da da da da do do do do do do do do

ooh wap ooh wap

hon-est-ly I'd ra-ther be ooh wap ooh wap

b ts b b b ts ts ts k ts ts ts b ts ts ts k ts ts ts

do do do do

mes-sage and we'll dis-cuss our big dreams how we plan to

do like we us-ually do do do do do do do do

ooh wap ooh wap ooh wap

ooh wap ooh wap ooh wap

b ts ts ts k ts ts ts b ts ts ts k ts b ts ts ts k ts ts ts

Detailed description: This is a musical score for a song. It consists of six staves. The first staff is a vocal line with four notes, each labeled 'do'. The second staff is a vocal line with lyrics: 'mes-sage and we'll dis-cuss our big dreams how we plan to'. The third staff is a vocal line with lyrics: 'do like we us-ually do do do do do do do do'. The fourth and fifth staves are vocal lines with lyrics: 'ooh wap ooh wap ooh wap'. The sixth staff is a guitar accompaniment line with rhythmic notation (x's) and lyrics: 'b ts ts ts k ts ts ts b ts ts ts k ts b ts ts ts k ts ts ts'. The key signature has one flat (Bb) and the time signature is 4/4.



56

take o-ver the pla-net so pard-on my mann-ers I hope you un-der-stand that I'll be

do do do do do do do do da da da da

ooh wap ooh wap ooh wap

ooh wap ooh wap ooh wap

b ts ts ts k ts ts ts b ts ts ts k ts ts ts b ts ts ts k ts

59

ooh\_\_\_\_\_

here do do do do do do do do

not there in the kit-chen with the girl who's al-ways goss ip-ping a -

ooh da da ooh da da

b ts ts ts k ts ts ts b ts ts ts k ts ts ts

62

ooh

do do do do do do do do do do do do do do

bout her friends so tell them I'll be here right next to the boy who's throw-ing

ooh

da da ooh da da ooh da da

b ts ts ts k ts ts ts b ts ts ts k ts b ts ts ts k ts ts ts

65

ooh here oh oh oh

do do do do do do do do ooh

up 'cause he can't take what's in his cup no more oh god why am I here do

zm da da zm da da here whoa

ooh da da ooh da da ooh da da

b ts ts ts k ts ts ts b ts ts ts k ts ts ts b b ts

68

here oh oh oh here oh oh oh here oh oh oh here oh oh oh

— here whoa-oh la da da da da da oh

ooh ooh I ask my self what am I do ing here do do

— here here

ooh do do doo whoa oh do do doo do

b b b ts b b b b b ts b b b ts b b b ts

here oh oh oh here

*sultry and powerful*

here I'm stand

doo ooh and I can't wait 'til we can break up out-ta

do la da da da

ooh do do la da da da

b b b ts b b b b b ts b b b ts

75

*p* this must blend

ah

— off-ish don't want what you're off - ering and I'm done tal - king awf - ully sad

ah

ah

ah

b b ts c b b ts c c ts ts b b ts c b b

78

The musical score consists of six staves. The top five staves are vocal lines in treble clef, and the bottom staff is a guitar accompaniment in bass clef. The key signature has one flat (B-flat). The lyrics are: "it had to be that way So tell my peo-ple when they're rea-dy that I'm rea-dy and I'm". There are also phonetic notations: "wap ah" and "ts c c ts ts ts b b ts c b b ts c c ts ts".

— wap ah

— it had to be that way So tell my peo-ple when they're rea-dy that I'm rea-dy and I'm

— wap ah

— wap ah

— wap ah

ts c c ts ts ts b b ts c b b ts c c ts ts



81

wap here oh oh oh here oh oh oh

stand-ing by the T-V with my bea-nie low yo I'll be o-ver ooh

wap here do ooh

wap here whoa

wap ooh da da ooh do do

b b ts c b b ts c c ts ts ts b b b ts b b b ts

85

here oh oh oh here oh oh oh here oh oh oh

here whoa-oh *keep this tight 3* la da da da da da here

*f*  
 ooh I ask my self what am I do ing here do do

here here

doo whoa oh do do doo do

b b b b b ts b b b ts b b b ts

88

here oh oh oh here

— here wait 'til we can break up out-ta here

ooh ooh and I can't wait 'til we can break up out-ta here

la da da da

ooh do do la da da da

b b b ts b b b b b ts